

# STANDARD SHORT WALKING BRACE

**BEFORE USING THE DEVICE, PLEASE READ THE FOLLOWING INSTRUCTIONS COMPLETELY AND CAREFULLY. CORRECT APPLICATION IS VITAL TO THE PROPER FUNCTIONING OF THE DEVICE.**

## INTENDED USE / INDICATIONS

The Standard Walking Brace provides support for stable fracture of foot and/or ankle, soft tissue injuries, and post-operative use. Effective in fracture healing and the management of edema (swelling).


## WARNINGS AND PRECAUTIONS

This product is not intended to be used directly on open wounds or broken skin. If pain and/or numbness occurs, contact your medical professional immediately.

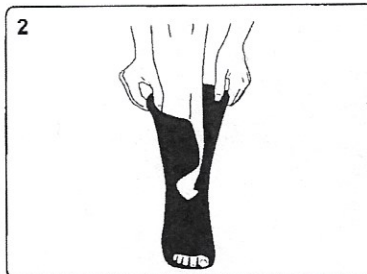
Use caution when walking on wet or slippery surfaces to avoid injury.

Always consult with your physician or therapist before making changes to the brace. This product is to be used under the supervision of a medical professional. This device is not intended for unsupervised public use.

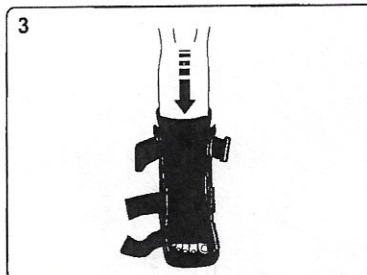
## APPLICATION INSTRUCTIONS



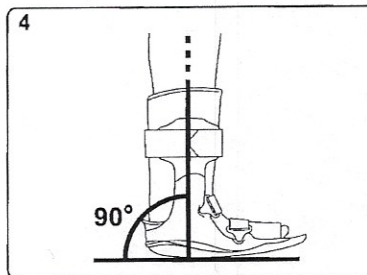
1. Unfasten Velcro straps and remove inner soft good liner from boot.



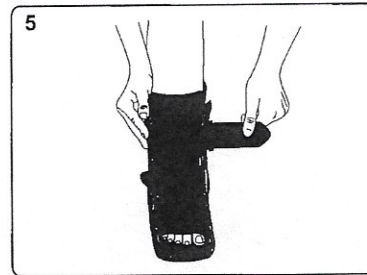
2. Open the soft good liner and place foot inside with the heel fitting snugly into the back portion of the liner. Fasten and wrap foot flaps then the leg portion of the liner. Ensure liner is snug but not constrictive.



3. Gently spread the side struts and place the lower leg into the brace.

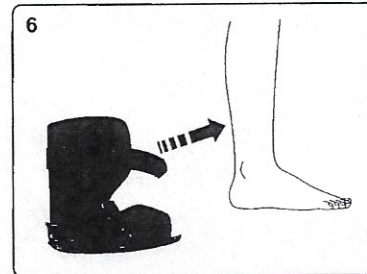


4. The ankle should be centered at the struts with the foot and ankle at 90°.



5. Fasten the Velcro straps beginning at the toe then moving up the leg. Do not over tighten. As swelling pattern changes throughout the day\*, it may be necessary to adjust the straps for comfort.

\* Due to activities, rest, etc.



6. **To remove**, simply unfasten the straps without removing them completely from the assembled walker. Unfasten the soft good liner and gently bring the foot and ankle forward and out of the walker.

**To reapply**, place the foot and ankle into the liner and reattach the Velcro closures (As per Fig. 5).



Ovation Medical

5155 Clareton Dr.  
Agoura Hills, CA. 91301

800 403-6466  
www.ovationmed.com

101XS376 R2